

Willow Tree Academy - Roughwood Primary School- What will I be when I grow up?

Links to Texts- Scan the QR codes with your smartphone or tablet

My Mummy is a Firefighter by Kerrine Bryan



My daddy is a Nurse by Kerrine Bryan







Vet by Jess Stockham



Topsy and Tim Meet the Pokie by Jean Adamson



Book Coverage




Key Themes to explore in Topic

We will be using the books as a stimulus for our learning. Throughout this topic, we will be exploring themes of;

- Family and friends (including care givers)
- Key workers
- Jobs and people who work in our community
- Asking for help and being helpful/teamwork
- Keeping safe
- Dreams and aspirations
- Developing school community (linked to Nemesis)
- Seasonal change (Autumn to Winter)

Key Vocabulary

<p><u>Reading:</u></p> <ul style="list-style-type: none"> Name the different parts of a book, including title, front cover and content page. Know that stories have a title and predict the title based on the illustrations. Recognise and distinguish between environmental sounds. Understand that print carrier meaning, noticing and commenting on print in the environment and in books. 	<p>Big Question- What will I be when I grow up?</p> 	<p><u>Expressive Arts and Design</u></p> <ul style="list-style-type: none"> Use objects and natural materials as props to support imaginative play, using it to represent something else. Remember and join in with singing a variety of songs and rhymes and match the pitch of tone sung by another person. Join different materials together and explore different textures. Draw closed shapes with continuous lines and begin to use these lines to represent objects. Use drawing to represent ideas, giving meanings to the marks that they have made.
<p><u>Writing</u></p> <ul style="list-style-type: none"> Notice and talk about print in their environment such as their name, labels and photographs and logos. Use a pencil with increasing control to draw lines and circles. Add some marks to their drawing which give meaning to e.g. that says mummy 	<p><u>Numeracy</u></p> <ul style="list-style-type: none"> Begin to count objects and actions up to 3 using one to one correspondence, knowing that the last number reached tell you how many are in the set. Begin to show an understanding of numerals and their meaning and begin to match numerals to quantity. Make comparisons relating to size, length, weight and capacity. Begin to recognise sets of up to 3 objects by sight without having to count (subitise) Talk about 2D and 3D shapes they use throughout their play, using mathematical language such as 'round'. 	<p><u>Physical Development</u></p> <ul style="list-style-type: none"> Gain confidence when going up and down stairs, carefully holding the handrail and watching where they are going. Be increasingly independent in meeting their own care needs when going to the toilet and washing their hands. Know the importance of brushing our teeth every morning and night (linked to the launch of tooth brushing). Begin to develop more control over a pencil moving from a palmer grip to four finger grip when drawing lines and circles. Use a range of one-handed tools and equipment with increasing control to do what they set out to do e.g. using tweezers to pick up objects. Match their developing physical needs to become more confident, competent and adaptive movers when choosing how to travel across and over balancing and climbing equipment (e.g. trimm trail).
<p><u>Communication and Language</u></p> <ul style="list-style-type: none"> Sit, listen and respond for a longer period of time. Talk about features of a non-fiction text. Develop vocabulary based on what they have read. Retell familiar stories using their own words or words from the book. 	<p><u>Understanding the World</u></p> <ul style="list-style-type: none"> Explore different occupations and different ways of life. Sing the days of the week song. Understand the language of today, tomorrow and yesterday. Speak about an event which has happened in the past and discuss a future event. 	<p><u>Personal, Social and Emotional Development</u></p> <ul style="list-style-type: none"> Play with one or more children. Increasingly follow rules, understanding why they are important. Begin to show sensitivity towards how others are feeling. Show increasing confidence when faced with a new experience.