




Willow Tree Academy - FS2 – What will I be when I grow up ?

Book Coverage



Links to Texts

When I grow up-

https://www.youtube.com/watch?v=DCR_OCqT_WY

Burglar Bill.

<https://www.youtube.com/watch?v=RkxUrazqyHA>

The Jolly Postman.

https://www.youtube.com/watch?v=gpeo_0yoD0k

Zog and the Flying Doctors

<https://www.youtube.com/watch?v=2o6sFMw9A8A>

Key Themes to explore in Topic

- Growing up
- Dreams and Aspirations
- Skills and attributes
- Family roles and jobs.
- People who help us.

Key Knowledge

- Children will think about
- what they would like to be when they grown up .
 - Learn about and talk about family members and the different roles and jobs they do .
 - Making a difference.
 - Look at people who help us and why.
 - Discuss different professions

Key Vocabulary

Aspirations – What the children would like to be and where they see themselves in the future.

Motivation – Have a dream and aiming big.



Job roles : Discussing the different roles people do .

Family: Who is important to them and why .

Phoneme: a sound within a word e.g. dog has 3 phonemes d-o-g

Tricky Words: Words that we cannot break down into individual sounds e.g. the, we, no

Digraph: Two letters together that make one sound e.g. ng

<p><u>Literacy (See book list)</u> We will be exploring a range of texts and we will use these as a stimulus for writing;</p> <ul style="list-style-type: none"> • Labels • Simple captions and sentences. • Our address • Phase 3 phonics- We will read words with digraphs. We will be writing words and captions with these digraphs. We will be reading words and sentences with these digraphs. <p>We will be reading non-fiction (information texts) and identifying the features of these.</p>	<p><u>Understanding The World</u></p> <ul style="list-style-type: none"> • The lives of the people around us and their roles in society. • Similarities and differences between things in the past and now, drawing on our experiences and what has been learnt in class. • Understand the past through settings, characters and events encountered in books read in class and storytelling. 	<p><u>Expressive Arts and Design</u></p> <ul style="list-style-type: none"> • Explore what we can do with different media and what happens when we put different things together • Links between imaginative play and narrative • Developing our drawing skills • Evaluating our models and creative learning: identifying strengths and next steps. • STEM project- making vehicles using different construction materials.
<p><u>Numeracy</u></p> <ul style="list-style-type: none"> • Numbers and place value to 8- we will use Number Blocks in some of our daily numeracy sessions. • Comparing mass • Comparing capacity • Introducing Zero • Addition • 3D Shape 	<p>Big Question – What will I be when I grow up?</p> 	<p><u>Physical Development</u></p> <p>Fine Motor development;</p> <ul style="list-style-type: none"> • Holding one-handed tools and equipment • Holding a pencil effectively to form recognisable letters. • Use a range of small tools <p>Gross Motor Development;</p> <ul style="list-style-type: none"> • Developing ball skills in PE • Manage their own basic hygiene and personal needs successfully, including dressing. • Develop strength, balance and co-ordination.
	<p><u>Communication and Language</u></p> <ul style="list-style-type: none"> • Develop narratives in play based on stories • Opportunities to speak and to listen in small group and class discussions. • Creating our own helicopter stories based on familiar characters and acting these out. • Developing questioning skills. 	<p><u>Personal, Social and Emotional Development</u></p> <ul style="list-style-type: none"> • Encourage children to talk about what they are learning • Identify and talk about their abilities and dreams • Scaling of feelings in class. • Identify and discuss different feelings. • Develop sharing and turn taking skills,